

Cystic Fibrosis ensures a better prospect of survival for the ailing baby

Cystic Fibrosis is the commonest genetically determined disease of infancy in childhood. One in about every 2000 children is born with cystic fibrosis. Early diagnosis increases chances of survival. BM-Test Meconium is a specifically designed screening test for the elevated lipase present in the meconium of babies suffering from Cystic Fibrosis. Because of the high incidence and nature of the disorder, routine screening should be an accepted procedure. BM-Test Meconium is simple, quick and reliable. One pack contains 50 test strips, 50 test vials and 1 despatch bottle. Technical brochure on request.

BM-Test Meconium 112752, 4-84

**BM-Test
Meconium**
'Quick Diagnostics'



The Boehringer Corporation
(London) Ltd.,
Bilton House,
Uxbridge Road,
London, W6 2TZ
Telephone: 01-579 6944

Zeitschrift für **Kinder—
heilkunde**
Journal of Pediatrics

Band 119 Heft 2 1975

- 71 **Ch. Eggers:** Nichtdelirante Intoxikationspsychosen im Kindesalter
Non-Delirious Toxic Psychoses in Children
- 87 **R. J. Hodach, C. Viseskul, E. F. Gilbert, J. P. R. Herrmann, J. J. Wolfson, E. G. Kavaggia, J. M. Opitz:** Studies of Malformation Syndromes in Man XXXVI: The Pfeiffer Syndrome, Association with Kleeblattschädel and Multiple Visceral Anomalies
- 105 **Yo. Kobayashi, K. Akaishi, T. Nishio, Yu. Kobayashi, S. Maetani:** Portal Hypertension Following Exchange Blood Transfusion with Complications of Listeria meningitis
- 111 **C. Viseskul, E. F. Gilbert, J. M. Opitz:** X-Linked Hydrocephalus. Further Observations
- 123 **H. G. Terheggen, H. Haug, K. P. Hellriegel, H. E. Schaefer:** Der sogenannte infantile Typ der chronischen myeloischen Leukämie
The "Juvenile" Type of Chronic Myelogenous Leukemia
- 133 **H.-D. Rott:** Zur Häufigkeit und Ätiologie der Omphalozele
Incidence and Etiology of Omphaloceles
- 143 **E. Rossipal:** Häufigkeit der Cöliakie im Einzugsgebiet der Kinderklinik Graz
Incidence of Coeliac Disease in Children in Austria

Indexed in Current Contents



Springer-Verlag
Berlin · Heidelberg · New York

VELOSEF

broad spectrum, bactericidal power
in respiratory and urinary tract
infections

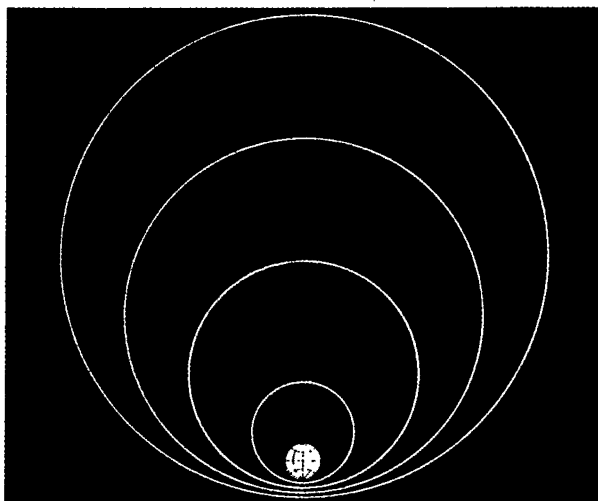


position
iles 250m
225mg
recom

VELOSEF

PEDIATRIC RESEARCH

An International Journal of Clinical, Laboratory and
Developmental Investigation



PUBLISHED MONTHLY BY THE WILLIAMS & WILKINS CO / BALTIMORE, MD. U.S.A.

Each month *PEDIATRIC RESEARCH* brings you a comprehensive selection of informative and significant articles covering the latest in both clinical and experimental findings.

PEDIATRIC RESEARCH is an official publication of the International Pediatric Research Foundation, Inc., and is sponsored by The American Pediatric Society; The European Society for Paediatric Research, and The Society for Pediatric Research.

*Published by The Williams & Wilkins Company
Distributed in the United Kingdom by Baillière Tindall
Inquiries and subscription orders should be addressed to:*

Baillière Tindall

7 & 8 Henrietta Street, Covent Garden
London WC2E8QE England



Rivotril is effective in the treatment of petit mal,¹ atypical petit mal,² myoclonic epilepsy³ and hypsarrhythmia² and status epilepticus.⁴ It is also useful in the treatment of grand mal⁵ and temporal lobe epilepsy.⁵

Like other benzodiazepines, Rivotril is relatively non-toxic⁶ and exhibits comparatively few systemic side-effects.^{2,3,6}

Rivotril is an important advance in the anticonvulsant therapy of *all* clinical forms of epileptic disease.

1. Acta neurol. scand., 1973, 49 (Suppl. 53), 82

2. Acta neurol. scand., 1973, 49 (Suppl. 53), 26

3. Develop. Med. Child Neurol., 1972, 14, 3

4. Epilepsia (Amst.), 1971, 12, 197

5. Acta neurol. scand., 1973, 49 (Suppl. 53), 91

6. S. Afr. med. J., 1973, 47, 1683



RIVOTRIL

Anticonvulsant

Rivotril is the trade mark for pharmaceutical preparations containing clobazepam

Further information is available on request

Roche Products Limited, 15 Manchester Square, London W1M 6AP

3733001

In the Steroid or ACTH Therapy is preferred for reasons which



John Aged 2½ years: Height 98 cms

John first became wheezy at the age of 6 months and had his first acute asthmatic attack requiring hospitalisation at 13 months. By the age of 2 years he had had 12 acute admissions to hospital, sometimes semi-conscious. He was then given ACTH 20 units twice a week. Although this prevented the dangerous attacks of asthma, it resulted in the Cushingoid features apparent in this photograph; even then, control of the asthma was inadequate.

John Aged 4 years: Height 111 cms after transferring to Becotide Inhaler

At 2½ years of age it was decided to try Becotide Inhaler with the co-operation of his mother in firing the aerosol at the beginning of inspiration, and ACTH was gradually withdrawn. This treatment proved highly successful and the asthma has been completely controlled ever since, except when infections occurred. The acute attacks due to infections were easily controlled with short courses of oral steroids. After 6 months, the Cushingoid features began to disappear, infections no longer precipitated attacks and in 3 years of Becotide Inhaler treatment, he has developed normally. His height has increased from 3' 2½" (98 cm) at age 2½ years to 3' 9" (115½ cm) at age 5½ years.

of Asthma Becotide Inhaler are obvious

When Steroids are indicated for the Asthmatic Child editorial opinion is increasingly in favour of Becotide Inhaler

"With the addition of this important drug (Becotide Inhaler) to our armamentarium, the long-term treatment of children with oral steroids is no longer desirable because better alternatives are now available."

(Editorial, *Arch. Dis. Childh.*, 1973, 48, 663)

"Should children need corticosteroid therapy for the first time, the aerosol form (Becotide Inhaler) should be started in preference to others."

(Editorial, *Drugs*, 1974, 8, 241)

"Steroid aerosols have revolutionised the treatment of severely asthmatic children.

... Use of systemic steroids, with their inherent danger of growth retardation and adrenal suppression, should have declined markedly since most patients who previously needed these drugs can be successfully weaned onto steroid aerosols."

(Editorial, *Brit. med. J.*, 1975, 1, 413)

IN CHILDHOOD ASTHMA **Becotide** INHALER STERIOD CONTROL WITHOUT STERIOD SIDE EFFECTS

Full information on prescribing Becotide Inhaler (beclomethasone dipropionate BP) and clinical management is available on request and should be consulted before transferring patients who are steroid-dependent.

Becotide is a trade mark of ALLEN & HANBURY LTD LONDON E2 6LA



Nelson Textbook of Pediatrics, 10th Edition

Edited by Victor C. Vaughan, III, MD, *Department of Paediatrics, Temple University School of Medicine*; and R. James McKay, MD, *Department of Paediatrics, The University of Vermont College of Medicine*. 102 contributors

Extensively rewritten and completely revised, this book provides encyclopaedic coverage of virtually every paediatric condition. Sections on burns, drowning, drug abuse and the prevention of psychologic disorders are just some of the additions to this 10th edition.

1876pp 539 illus (4 in colour) Hardback binding Published March 1975 Price £18.20

Gastrointestinal Problems in the Infant

Major Problems in Clinical Pediatrics, Volume XII

By Joyce D. Gryboski, MD, *Yale University School of Medicine, New Haven, Connecticut*.

Approx 500pp, 150 illus Hardback binding Publication date August 1975 Price £11.10

Pediatric Ophthalmology

Edited by Robison D. Harley, MD, PhD, FACS, *Department of Ophthalmology, Temple University Health Science Center*. 40 contributors.

1112pp Approx 935 illus (14 in colour) Hardback binding Publication date May 1975 Price £36.10

Hematology of Infancy and Childhood

By David G. Nathan, MD, *Professor of Paediatrics, Harvard Medical School*; and Frank A. Oski, MD, *Department of Paediatrics, State University of New York*. 41 contributors.

904pp Approx 328 illus (2 in colour) Hardback binding Published 1974 Price £20.85

Two London Publications of Interest to Paediatricians . . .

Atopic Dermatitis

Major Problems in Dermatology, Volume 3

By Georg Rajka, *Professor of Dermatology, University of Oslo*.

174pp Illustrated Hardback binding Published January 1975 Price £5.50

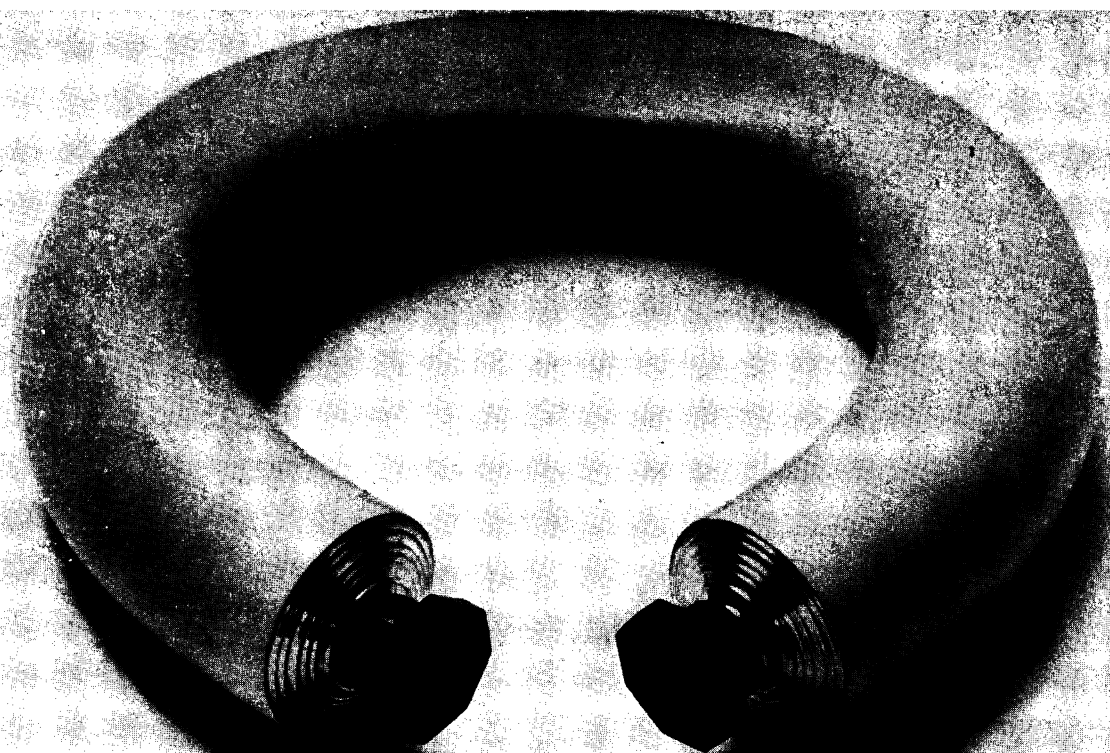
Immunology in Medical Practice

Edited by Geoffrey Taylor, MD, DPath, *Department of Bacteriology and Virology, University of Manchester*.

405pp Illustrated Hardback binding Published March 1975 Price £8.00

For an inspection copy of these valuable texts write to Colin Dann, Publicity Manager, at 120 Golden Lane, London EC1Y 0TU, quoting ref WBS 7.

W. B. Saunders Company Ltd
12 Dyott Street London WC1A 1DB



**Can one steroid offer both
fluorinated effectiveness and hydrocortisone safety?**

locoid

the non-fluorinated answer

Fluorinated steroids often have to be prescribed in order to achieve an effective control of a skin disorder. Unfortunately, in many circumstances, this may result in an unacceptable level of side effects such as skin atrophy, telangiectasia and striae. Locoid meets the need for effective treatment yet has been shown to be as safe as hydrocortisone.

As effective as the fluorinated steroids.

In an impressive series of double-blind trials^{1,2,4} Locoid proved to be as successful as Triamcinolone Acetonide, Betamethasone-17-valerate and Fluocinolone Acetonide in the treatment of both Eczema and Psoriasis.

As safe as hydrocortisone

Clinical experience confirms that Locoid, like hydrocortisone, is unlikely to cause side effects even when used on delicate skin areas such as the face.⁵ Locoid does not contain fluorine and is metabolised into two naturally occurring substances, hydrocortisone and butyric acid.

locoid

**the logical first choice-
as effective as the fluorinated steroids
yet as safe as hydrocortisone.**

Locoid is a trademark for
hydrocortisone-17-butyrate

1 Brit. J. Clin. Pract. (1973) 27177 2 Brit. J. Clin. Pract. (1972) 23263 3 Brit. J. Derm. (1970) 8393 4 Brit. J. Derm. (1973) 8883
5 Brit. J. Derm. (1973) 89505




Now paediatrics gets the Seward treatment.

At Seward, we believe that instruments for paediatric surgery are every bit as important as adult instruments.

That's why we spent a long time developing and perfecting our own paediatric range – and we're grateful for the co-operation of so many children's hospitals, paediatric departments and consultants.

Now the range is complete – 580 fine quality stainless steel instruments. Including many which have never before been modified for paediatric use. And some entirely new instruments developed in the Seward workshop.



We think our new range will fill a good many gaps in the field of paediatrics. And as always with Seward, we're geared to fill them fast.

 **seward** -the fast word in quality

A.J. Seward, UAC House, Blackfriars Road, London SE1 9UG.
Telephone: 01-928 7444

A member of the Medical Division of UAC International

In pituitary dwarfism **CRESCORMON[®]** human growth hormone

Crescormon is a highly purified preparation of human pituitary growth hormone thoroughly tested for homogeneity and potency.

Substitution therapy with Crescormon in patients suffering from GH deficiency leads to an acceleration of growth. The therapy is safe and no resistance to treatment has been reported.

Crescormon is standardized both by radio-immunological determination and by biological assay. Each vial contains 4 IU determined against IRP Growth Hormone (WHO).

Indications

Dwarfism due to decreased or failed incrtion of pituitary growth hormone. The diagnosis should be verified before the preparation is administered by an investigation of the pituitary function.

Contraindication

Diabetes mellitus.

Precautions

In spite of rigorous requirements for the collection and careful control of the pituitary glands used in the preparation of Crescormon, the risk of transmitting hepatitis cannot be excluded. The risk may be considered extremely small, however, and no cases have as yet been reported.

Side Effects

In clinical trials Crescormon has elicited the formation of antibodies in low titre in a few patients, which, however, has not affected the growth rate. Otherwise no adverse reactions have been observed.

Dosage

The dosage is individual, but in general a dose of at least 0.5 IU per kg body weight per week, divided into two to three intramuscular injections, is recommended.

Administration

Crescormon should be injected intramuscularly. The solution for injection is prepared by adding 2 ml Sodium Chloride Injection to the lyophilized substance in the vial. A made-up solution should be used immediately after preparation.

Storage

Refrigerator ($+5^{\circ}\text{C}$).

Pack

Crescormon combined package of lyophilized sterile GH 4 IU (about 2 mg) and Sodium Chloride Injection in an ampoule of 2 ml.

Product Licence No. 0022/0020

KabiVitrum

KabiVitrum Limited,
Bilton House,
Uxbridge Road,
London W5 2TH
Telephone: 01-567 4717 01-579 1871

Outside U.K. information and supplies are available from the respective Kabi representative or directly from AB Kabi, Fack, S-104 25 Stockholm, Sweden.



Wellcome

References

1. *Postgrad med J.* (1971) 47, Supplement (September) 7.
2. *Brit med J.* (1972), 2, 673.
3. *Clin Trials J.* (1972), 9/3, 9.

SEPTRIN contains trimethoprim and sulphamethoxazole. Full prescribing information is available on request. Wellcome Medical Division, The Wellcome Foundation Ltd., Berkhamsted, Herts.

Feels right for Septrin

b.d. in urinary infections

When clinical examination reveals urinary infection in children, experience increasingly indicates the need for the prompt, vigorous action of SEPTRIN Paediatric Suspension.

Noted top oral treatment in a British survey of 23,491 urinary pathogen sensitivities¹ SEPTRIN has been judged superior to ampicillin,^{2,3} and is now well established as a first-line treatment for urinary infections.

SEPTRIN

TRADE MARK

Paediatric Suspension

Monatsschrift für Kinder— heilkunde

Organ der Deutschen Gesellschaft für Kinderheilkunde

123. Band · Heft 3 · März 1975

- Originalien**
- C. Simon, H. Krüger Zur Situation der kindlichen Tuberkulose in Schleswig-Holstein von 1968-1973 (Epidemiology of Tuberculosis in Children from 1968 til 1973 in Schleswig-Holstein) 97
- P. Stubbe, A. v. zur Mühlen, P. Heidemann Die diagnostische Anwendung von LH-RH im Präpubertätsalter (LH-RH Test in Prepuberal Children) 100
- D. Gekle, G. Buchinger, I. Könitzer Untersuchungen zur Familiarität des nephrotischen Syndroms (Investigations on the Heredity of the Nephrotic Syndrome) 106
- W. Grote, F. Römer, W. J. Bock, J. Bockhorn, K. A. Bushe, W. Entzian, B. Szepan Langzeitergebnisse in der Behandlung spinaler Tumoren des Kindes- und Jugendalters (Long-Term Results of Surgical Treatment of Spinal Tumours in Children and Adolescents) 112
- R. Exss, H.-P. Weber Sarkomähnliche Hautveränderungen bei Phenylketonurie (Reticulosarcoma-Like Skin Lesions in Phenylketonuria) 120
- H. Manzke, G. Mau Korrelation schwangerschaftsanamnestischer und klinischer Befunde mit dem Auftreten von Naevi flammei bei Neugeborenen (Correlation of Obstetrical and Clinical Data with Nevi flammei in the Newborn) 124
- Fortbildung und Praxis Übersichten**
- P. Koepp, Ch. Plettner, R. Grüttner Screening auf angeborene Stoffwechselkrankheiten. Methoden — Aufgaben — Grenzen (Screening for Metabolic Disorders. Methods and Results) 128
- J. Elo, R. Stenström Eine neue Klassifizierung der Harnwegsinfektionen (HWI) bei Kindern (A New Classification of Urinary Tract Infection in Children) 132
- Kasuistik**
- R. Exss, B. Graewe, E. Böhm Symptomatische renale Glukosurie bei Schockniere im Säuglingsalter (Glycosuria in Acute Tubular Necrosis of Small Infants) 135
- Z. Boroń, T. Danilewicz-Wytrychowska Marschfraktur des Schienbeines beim Kind mit gleichzeitigen anderen Knochenveränderungen (Fatigue Fracture of the Tibia and Fibroma Non Ossificans in a Girl) 138
- Tagesgeschichte** 140

Indexed in Current Contents

Eine spanische Ausgabe dieser Zeitschrift erscheint bei
Editorial Lectura y Estudio, S. A., Barcelona



Springer-Verlag Berlin Heidelberg New York

MONKIA 123 (3) 97-140 (1975)

A NEW LOOK AT INFECTIOUS DISEASES

from the British Medical Journal

Infectious diseases remain as much a medical challenge as ever, and the articles collected in book form under the title *A New Look at Infectious Diseases* cover many aspects of diagnosis and treatment. The widespread use of newer antibiotics and increased risk of spread by travel are all dealt with, as well as the problems of diagnosis produced by present-day doctors' unfamiliarity with many diseases, which were formerly so common and widespread

Demy octavo

Paperback

180 pages

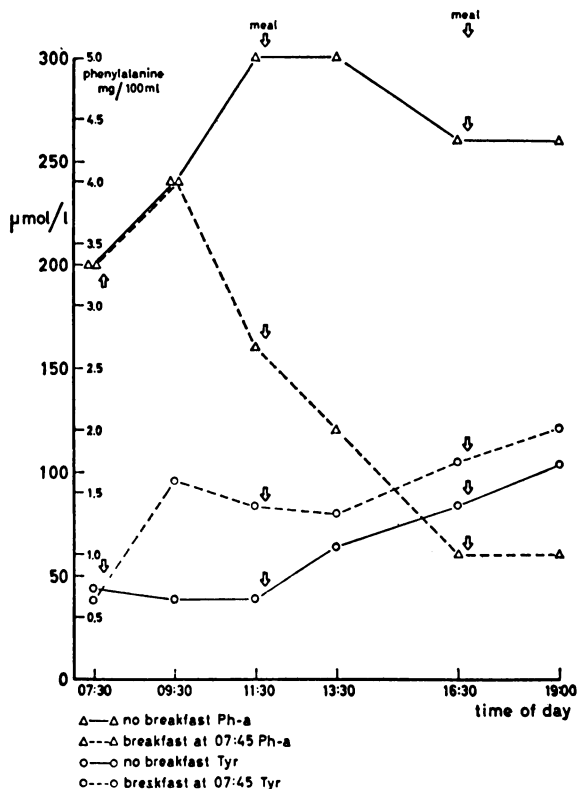
Price £2.00 (U.S.A. \$6.00) including postage

ORDER YOUR COPY NOW

From: The Publisher, British Medical Journal
BMA House, Tavistock Square, London WC1H 9JR
or through any leading bookseller

Metabolic Aspects of Disease

Treatment of inborn errors has advanced our basic knowledge of disease. Metabolic problems are also a frequent consequence of disease.



Day-time variations in serum phenylalanine (triangles) and tyrosine (circles) in a phenylketonuric child having his first meal as usual at 07.45 hours or fasting until 11.45 hrs. Note the phenylalanine depressing effect of the breakfast (phenylalanine-restricted meal with Albumaid (R) (Güttler, Olesen & Wamberg—Kennedy Institute—Denmark in *Enzymopenic Anaemias*, Lysosomes and other papers, pages 149-158 E. & S. Livingstone.)

PRECISION PRODUCTS:

Designed to meet the metabolic defect are called for.

Products more fundamental than enzymes.

Products more basic than protein.

Products which enable precise nutrition.

Products which succeed where cows' milk is a failure.

PRECISION PRODUCTS FOR:

Phenylketonuria, Homocystinuria, Cystinosis, Maple Syrup Urine Disease, Hyperglycinaemia, Hyperprolinaemia, Arginine Succinic Urea, Histidinaemia, Tyrosinosis, Carbohydrate and Protein Intolerance, Malabsorptions, Cystic Fibrosis, Glycogen Storage Disease.

MILNER SCIENTIFIC AND MEDICAL RESEARCH

Now maintains a world-wide interest in every aspect of metabolism in disease, and products are directly available in most countries.

For further details please write to Sole U.K. Agents:

SCIENTIFIC HOSPITAL SUPPLIES LTD.
38 QUEENSLAND STREET, LIVERPOOL 7