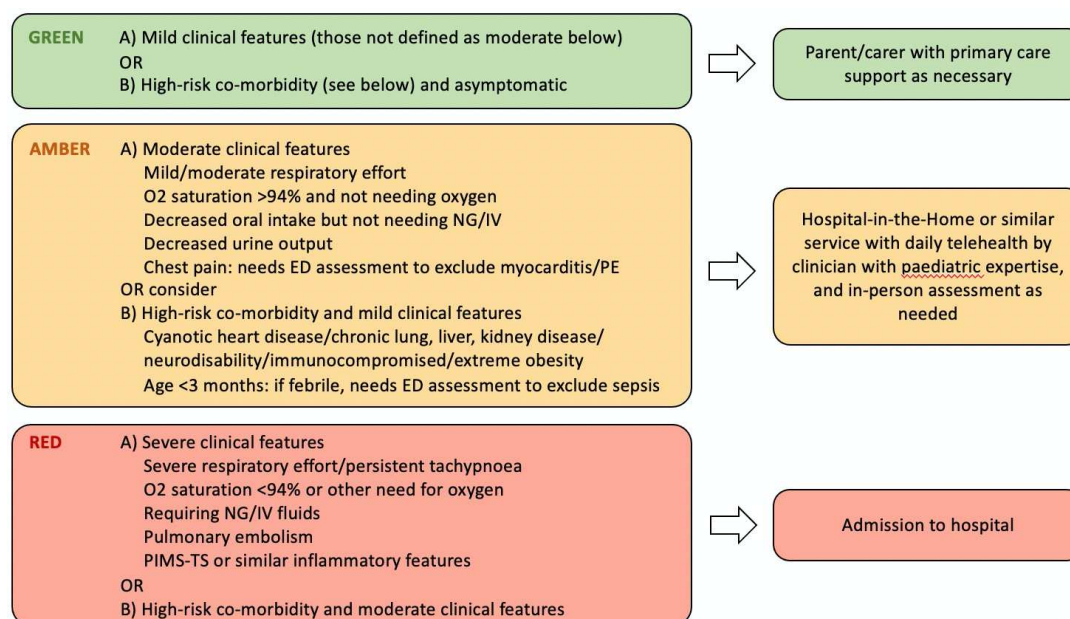


Supplementary material

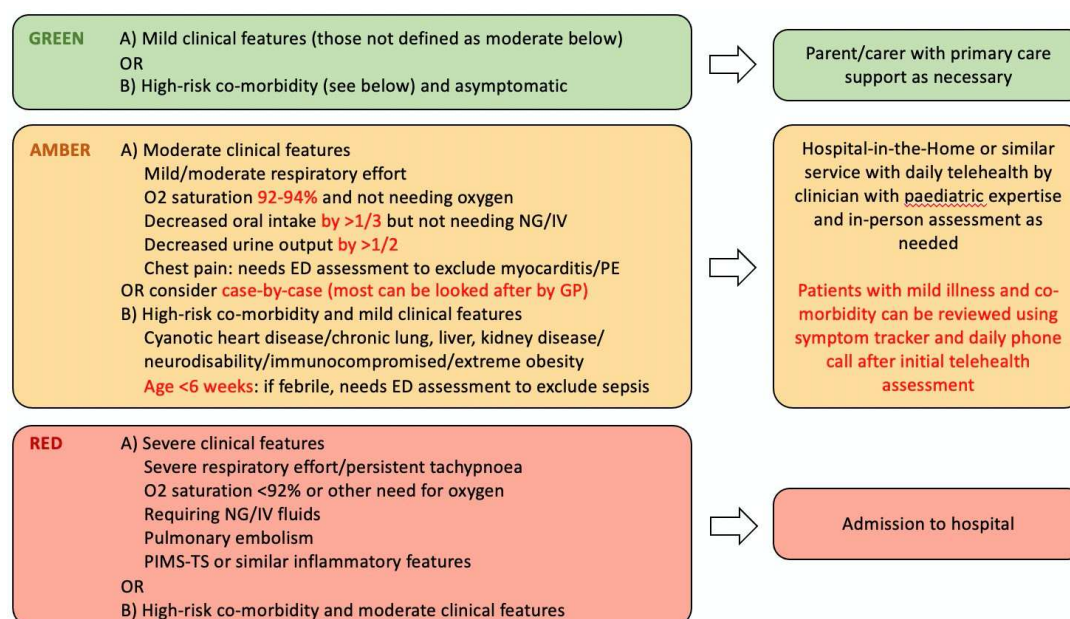
Figure

Evolution of the RCH HITH COVID-19 guideline (new changes highlighted in red text for each iteration)

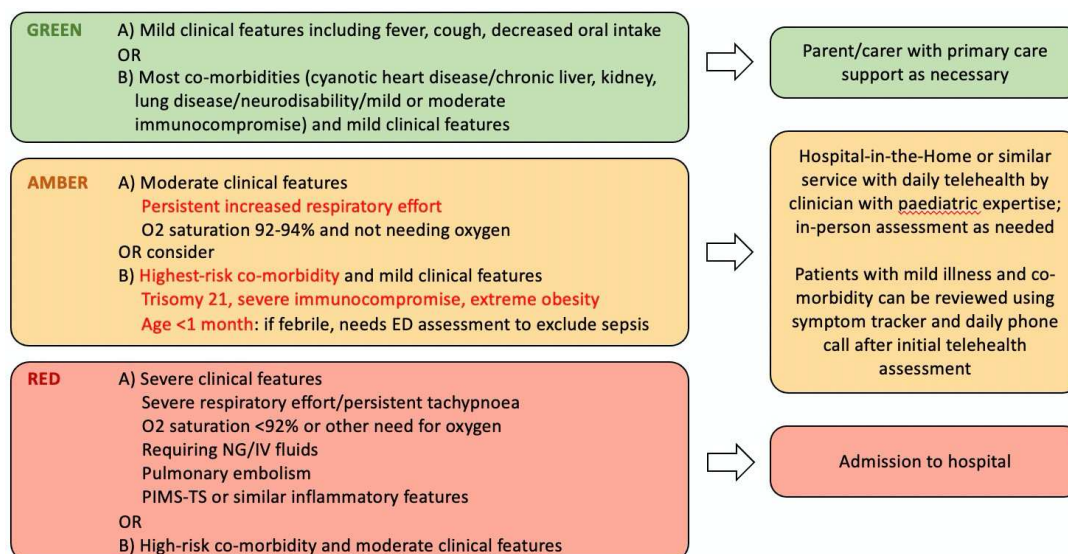
A) Original guideline March 2020



B) Guideline changes in response to delta wave October 2021



C) Guideline changes in response to omicron wave March 2022



Tables

Table A. Telehealth use on HITH pre- and during COVID

	Pre-COVID		During COVID		OR, 95% CI	P value
	In person No. (%)*	Telehealth No. (%)*	In person No. (%)*	Telehealth No. (%)*		
Nursing						
Registered nurse	25,425 (98)	471 (2)	27,107 (95)	1,286 (5)	2.6, 2.3-2.9	<0.001
Medical						
Fellow/registrar	237 (85)	41 (15)	118 (14)	725 (86)	35, 24-52	<0.001
Allied health						
Physiotherapist	3,613 (76)	1,115 (24)	2,927 (65)	1,608 (35)	1.8, 1.6-1.9	<0.001
Dietitian	611 (81)	141 (19)	309 (50)	313 (50)	4.4, 3.4-5.6	<0.001
Speech therapist	412 (93)	32 (7)	294 (55)	239 (45)	10, 7-16	<0.001
Occupational therapist	76 (100)	0 (0)	66 (86)	11 (14)	N/A	<0.001
Total	32,174 (94)	1,800 (6)	35,126 (88)	4,182 (12)	2.3, 2.2-2.4	<0.001

*Percentage of visits provided by that practitioner group

Clinical co-ordination of externally outsourced patients not included

Table B. Telehealth use on HITH during the COVID-19 variants: original and alpha, delta and omicron

	Original & alpha Telehealth/total visits (%)	Delta variant Telehealth/total visits (%)	Omicron variant Telehealth/total visits (%)
Nursing			
Registered nurse	363/16,600 (2)	416/8,028 (5)	507/3,886 (13)
Medical			
Fellow/registrar	44/100 (44)	417/451 (93)	259/272 (95)
Allied health			
Physiotherapist	1,030/2,819 (37)	406/1,181 (34)	172/535 (32)
Dietitian	183/439 (42)	80/119 (67)	50/64 (78)
Speech therapist	3/42 (7)	110/179 (62)	48/67 (72)
Occupational therapist	0/76 (0)	8/30 (27)	0/5 (0)
Total	1,705/20,298 (8)	1,439/9,995 (14)	1,038/4,833 (21)